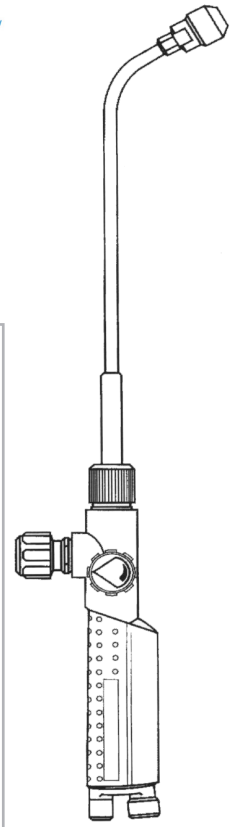
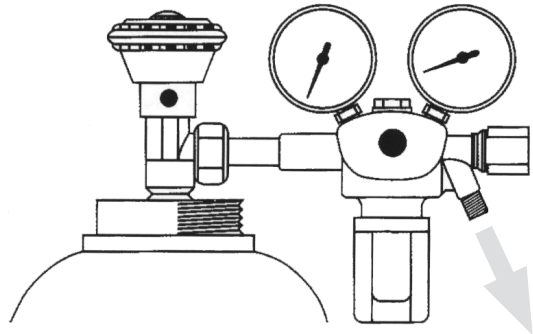










From the cylinder to the torch





-Connection examples for standard applications-








connection cylinder - hose

RF 53 N	85-10	RF 53 NSK	Super 55
			
SK 100-3 body	SK 100-3 body		SK 100-3 body
			
			SK 100-2 or SK 100-3 probe
			

connection hose - hose

SK 100-1 body	SK 100-2 body	E 460-2
		
		SK 100-2 or SK 100-3 probe
		

connection hose - torch

E 460-1	E 460-3	SK 100-... body
		
		SK 100-1 or SK 100-2 (with non-return valve)
		
		SK 100-1
		E 460 SK
		

Every model is also available for oxygen.

For the perfect compilation of suitable products for your application, our staff will be happy to help.

For higher flow rates further models are available. Please contact our specialists.

WITT-Gasetechnik GmbH & Co KG
Salinger Feld 4-8
58454 Witten
Germany
Tel. +49 (0)2302 8901- 0
Fax +49 (0)2302 8901- 3
witt@wittgas.com