


PRESSURE REGULATING STATION 386NPL

for oxygen, fuel gas, inert gas and neutral gases,
up to 200 m³/h (manual)
Spring-Loaded Pressure Regulator

also to fit on bundles


2x1
manually changeable

386NPL 2x1
stationary



Picture with special equipment

386NPL 2x1
mobile



**WITT Pressure regulating station 1x1 or manually changeable 2x1 for central gas supplies.
Every pressure regulating station 100% tested.**

Benefits

- pressure regulating station complete, mounted and tested
- stationary or to fit on bundles (optional)
- quick and easy wall mounting
- compact robust design
- suitable for connection with bundles
- manifold pressure regulator according to DIN EN ISO 7291

Operation / Usage

The pressure regulating station ensures continuous gas supply and control of a pipeline, which is connected with pipeline outlets and reduces the risk of accidents. Supplying from single cylinders is no longer necessary.

Assembly

1x1 pressure regulating station 386NPL

2x1 pressure regulating station 386NPL manually changeable
maximal up to 3x1 (on request)

consisting of:

high pressure gate valve 1x or 2x dependant on option

1x pressure regulator with blow off valve

1x ball valve in the outlet

complete mounted and tested on stainless steel plate

PRESSURE REGULATING STATION 386NPL

for oxygen, fuel gas, inert gas and neutral gases, up to 200 m³/h (manual)

Spring-Loaded Pressure Regulator



Options

- flush valve
- second outlet and/or up to 60 bar outlet pressure (special equipment)
- flexible hose standards for connection of pressure regulating station with gas supply (cylinder, gas cylinder manifolds, bundles, ...), adaptor suitable for bundle connections
- screw connection for pipe (soldering end, WITTFIX, welding end)
- pressure gauge with contacts
- safety device 85-30 according to DIN EN ISO 5175-1 against gas backflow and flashback

Approvals

Company certified according to ISO 9001

Designed for Oxygen Service in accordance with EIGA 13/20 and CGA G-4.4: Oxygen Pipeline and Piping Systems
Cleaned for Oxygen Service in accordance with EIGA 33/18 and CGA G-4.1: Cleaning of Equipment for Oxygen Service

Please always identify the individual gas at the time of enquiring!

| Technical Data | | | |
|------------------------------|---|-------------------|--------------|
| Type | | 1x1 | 2x1 |
| Order-No. | inert gas oxygen fuel gas neutr. gases | 195-001 | 195-002 |
| p _v max. | [bar] | 300 | |
| p _H max. (static) | [bar] | 5 - 20 | |
| Q max. (at 20 bar) | [m ³ /h] | 200 | |
| Connections | | | |
| Inlet | M OR | G 3/4 | |
| Outlet | RH F | G 3/4 | |
| Dimensions | | | |
| Height | [mm] | approx. 353 | |
| Width | [mm] | approx. 368 - 535 | |
| Depth | [mm] | approx. 111.5 | |
| Weight | [kg] | approx. 16.5 | approx. 17.0 |

| Flow of pressure regulator (in Nm ³ /h) in relation to air | | | |
|---|--|-------------|-------------|
| Inlet pressure p _{vmax} in barg | Outlet pressure P _H in barg | | |
| | 6 | 12 | 18 |
| 40 | approx. 350 | approx. 320 | approx. 340 |
| 20 | approx. 180 | approx. 170 | approx. 105 |
| 10 | approx. 85 | – | – |


PRESSURE REGULATING STATION 386NPL

for acetylene, up to 30 m³/h (manual)

Spring-Loaded Pressure Regulator

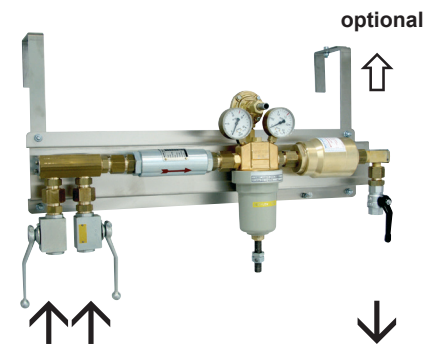
also to fit on bundles

386NPL 2x1
stationary



386NPL 2x1
mobile

2x1
manually changeable



WITT Pressure regulating station 1x1 or manually changeable 2x1 for central gas supplies.
Every pressure regulating station 100% tested.

Benefits

- pressure regulating station complete, mounted and tested
- stationary or to fit on bundles (optional)
- quick and easy wall mounting
- compact robust design
- suitable for connection with bundles
- pressure regulating station according to DIN EN ISO 14114
- manifold pressure regulator according to DIN EN ISO 7291

Operation / Usage

The pressure regulating station ensures continuous gas supply and control of a pipeline, which is connected with pipeline outlets and reduces the risk of accidents. Supplying from single cylinders is no longer necessary.

Assembly

1x1 pressure regulating station 386NPL

2x1 pressure regulating station 386NPL manually changeable
consisting of:

2/2-way high pressure gate valve 1x or 2x dependant on option

1x Automatic quick acting shut-off device HDS17 according to TRAC 207 Nr. 11.2 and EN ISO 15615

1x pressure regulator with blow off valve

1x safety device 85-30 according to DIN EN ISO 5175-1 against gas backflow and flashback

1x ball valve in the outlet

complete mounted and tested on stainless steel plate

PRESSURE REGULATING STATION 386NPL

for acetylene, up to 30 m³/h (manual)

Spring-Loaded Pressure Regulator



Options

- flexible hose standards (**BAM certified**) for connection of pressure regulating station with gas supply (cylinder, bundles, ...), adaptor suitable for bundle connection
- pressure gauge with contacts

Approvals

Company certified according to ISO 9001

| Technical Data | | |
|---------------------|---------------------|---------------|
| Type | | |
| Order-No. | | |
| | | |
| p_v max. | [bar] | 25 |
| p_H max. (static) | [bar] | 0 - 1.5 |
| Q max. (at 1.5 bar) | [m ³ /h] | approx. 30 |
| Connections | | |
| Inlet | RH F | G 1/2 |
| Outlet | RH F | G 3/4 |
| Dimensions | | |
| Height | [mm] | approx. 353 |
| Width | [mm] | approx. 750 |
| Depth | [mm] | approx. 111.5 |
| Weight | [kg] | approx. 20 |

Other connections available on request

| Flow of pressure regulator (in Nm ³ /h) in relation to acetylene | | | | |
|---|------------------------------------|-------------------------------------|-----------------------------------|--|
| Inlet pressure p_{Vmax} [bar] | Regulator P_H static [bar] | Regulator P_H dynamic [bar] | Flow rate [Nm ³ /h] | P_H Outlet pressure downstream 85-30 [bar] |
| 4 | 1.5 | 0.8 | 27 | 0.4 |
| | | 1.1 | 27 | 0.8 |
| | | 1.4 | 17 | 1.2 |
| 8 | 1.48 | 1.08 | 45 | 0.4 |
| | | 1.2 | 33 | 0.8 |
| | | 1.4 | 17 | 1.2 |
| 15 | 1.47 | 0.95 | 39 | 0.4 |
| | | 1.12 | 27 | 0.8 |
| | | 1.35 | 16 | 1.2 |