

WITT Gas filter with filter inserts of bronze or stainless steel.

Ø 80 mm / 3.15 inches
Installation length 72 mm / 2.83 inches



Benefits

- ultra fine filtering out of mechanical impurities through bronze or stainless steel filter inserts
- broad range of uses – compatible with many technical gases
- change of filter possible while installed due to userfriendly design
- high flowrate thanks to flow maximising design (see flow diagram on the back side)
- condensate can be collected and removed using condensate drain
- easy to install thanks to large choice of connections
- reliable filtering performance increases service life of downstream fittings and equipment
- withstands maximum line pressure (50 bar) even if it becomes clogged

Operation / Usage

- particularly well suited to use in laser systems
- Gas filter are designed for installation in pipelines
- the gas purifiers with condensate drain must be installed vertically

Maintenance

- the condensate should be drained at regular intervals
- the filter inserts must be checked regularly and replaced if necessary

Approvals

Company certified according to ISO 9001 and PED 2014/68/EU Module H

Cleaned for Oxygen Service in accordance with EIGA 33/18, CGA G-4.1 and AIGA 012/19: Cleaning of Equipment for Oxygen Service

Filter inserts of bronze:
Designed for Oxygen Service in accordance with EIGA 13/20, CGA G-4.4 and AIGA 021/20: Oxygen Pipeline and Piping Systems

Gas filter with filter inserts of bronze

Max. working pressure [bar]	Material	Temperature	Weight [kg]	Connection [inch]		Filtering fineness	Order-No.	
				Inlet	Outlet			
Oxygen (O) 40.0	Housing – Brass;	-30 °C to +60 °C	3.0	both sides G 3/4 F		approx. 5 µm	077-012	
Ethylene (E) LPG (P) Nitrogen (N) Natural gas (M) Hydrogen (H) Town gas (C) Compressed air (D) 50.0	Filter – Bronze;					approx. 50 µm	077-010	
Seal – Elastomer								
Replacement filter inserts of bronze approx. 5 µm							FI-077B8	
Replacement filter inserts of bronze approx. 50 µm							FI-077B	

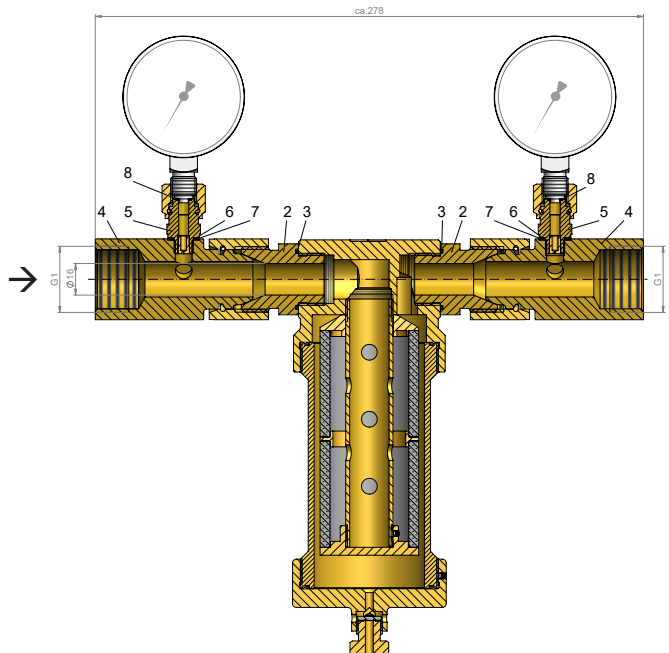
Further benefits for gas filter 77 (bronze)

- BAM (Federal Institute for Materials Research and Testing) assessment for oxygen burnout safety
- not subject to a minimum thickness requirement for the used housing materials (per Appendix EIGA 13/20)
- no velocity limitation, including during commissioning “blow-out” testing
- bronze is mentioned as filter material in EIGA 13/20

Installation-kit (Order-No. 966.031300)

for a complete installation, enabling active monitoring of filter contamination by means of differential pressure consisting of:

Position	Description	Order-No.
002	screwed coupling	952015100
003	O-ring	7901-655
004	coupling female - female	100313135
005	screwed coupling	100005031
006	O-ring	7901-656
007	washer	801914801
008	O-ring 4.47x1.78	7901-654



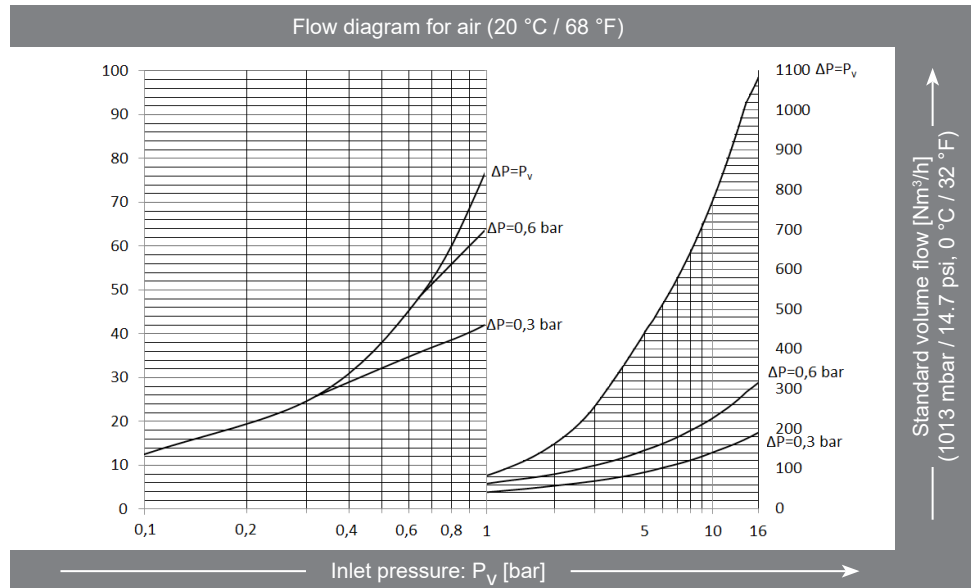
GAS FILTER 77



77 (bronze) approx. 5 µm

Conversion factors:

Acetylene	x 1.04
Butane	x 0.68
Natural Gas	x 1.25
Methane	x 1.33
Propane	x 0.80
Oxygen	x 0.95
Town gas	x 1.54
Hydrogen	x 3.75

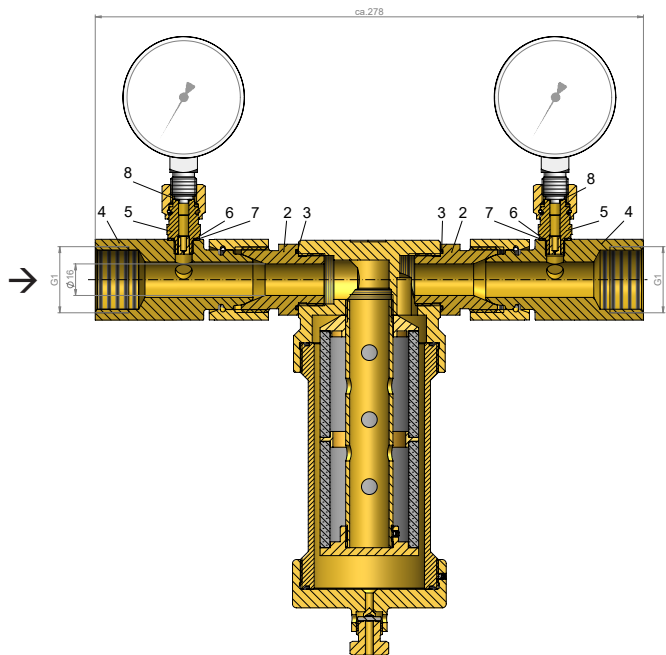


Gas filter with filter inserts of stainless steel

Max. working pressure [bar]	Material	Temperature	Weight [kg]	Connection [inch]		Filtering fineness	Order-No.
				Inlet	Outlet		
Acetylene (A) 1.5 Carbon dioxide (CO2) 25.0 Ethylene (E) LPG (P) Nitrogen (N) Natural gas (M) 50.0 Hydrogen (H) Town gas (C) Compressed air (D)	Housing – Brass; Filter – Stainless steel; Seal – Elastomer	-40 °C to +60 °C	2.77	both sides G 3/4 F		approx. 10 µm	077-004
2.80			both sides G 3/4 F		approx. 0.5 µm	077-016	
2.80			both sides G 3/4 F		approx. 40 µm	077-001	
Acetylene (A) 1.5 Carbon dioxide (CO2) 25.0 LPG (P) Nitrogen (N) Natural gas (M) 40.0 Hydrogen (H) Town gas (C) Compressed air (D) Oxygen (O) 30.0			6.95	flange both sides DN25 / PN40		approx. 40 µm	077A-006
Replacement filter inserts of stainless steel approx. 0.5 µm							FI-079
Replacement filter inserts of stainless steel approx. 10 µm							FI-078
Replacement filter inserts of stainless steel approx. 40 µm							FI-077

Installation-kit (Order-No. 966.098000)
for a complete installation, enabling active monitoring
of filter contamination by means of differential
pressure consisting of:

Position	Description	Order-No.
002	screwed coupling	952015100
003	O-ring	7901-224
004	coupling female - female	100313135
005	screwed coupling	100005031
006	O-ring	7901-039
007	washer	801914801
008	O-ring 4.47x1.78	7901-034

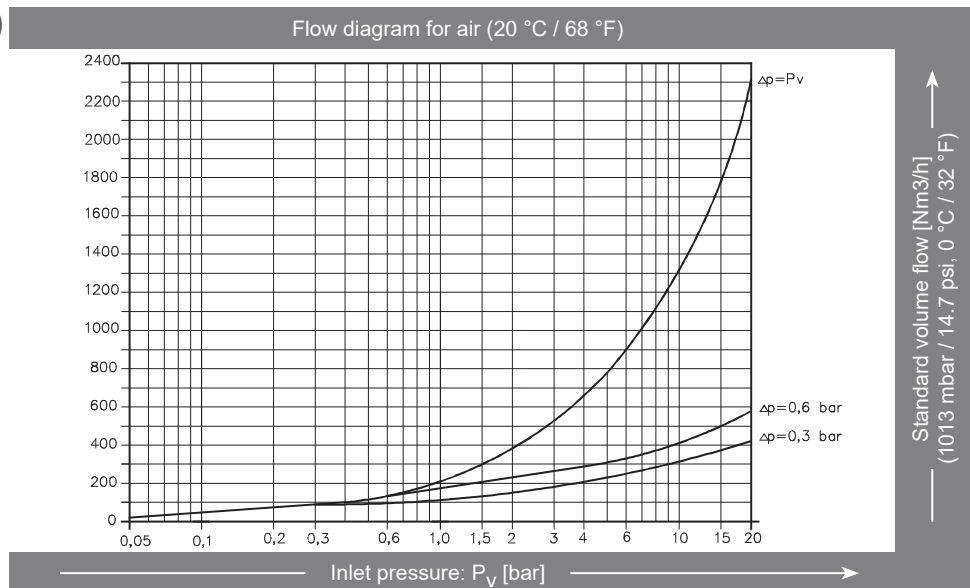


GAS FILTER 77

77 (stainless steel) approx. 40 µm

Conversion factors:

Acetylene	x 1.04
Butane	x 0.68
Natural Gas	x 1.25
Carbon dioxide	x 0.81
Methane	x 1.33
Propane	x 0.80
Oxygen	x 0.95
Town gas	x 1.54
Hydrogen	x 3.75



77 (stainless steel) approx. 0.5 µm

Conversion factors:

Acetylene	x 1.04
Butane	x 0.68
Natural Gas	x 1.25
Carbon dioxide	x 0.81
Methane	x 1.33
Propane	x 0.80
Oxygen	x 0.95
Town gas	x 1.54
Hydrogen	x 3.75

