


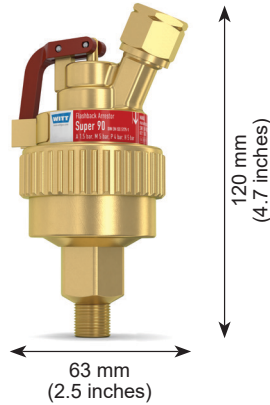
FLASHBACK ARRESTORS




Super 78



Super 90



Super 66



WITT Super Flashback Arrestors for reliable protection against dangerous reverse gas flow and flashbacks according to DIN EN ISO 5175-1 / DIN EN ISO 5175-2. Every Arrester 100% tested.



The best Flashback Arrestors in the world

- a large surface area flame arrester [FA] of stainless steel construction extinguishes any dangerous flashback
- after any flashback or reverse gas flow, a pressure sensitive cut-off valve [PV] immediately cuts off the gas supply and prevents dangerous further work
- a red signal lever indicates the operation of the pressure sensitive cut-off valve
- the resetting of the arrester by the lever allows the user to resume safe work immediately after fixing the cause of the flashback or the reverse gas flow
- a temperature sensitive cut-off valve [TV] extinguishes sustained flashbacks long before the internal temperature of the arrestors reaches a dangerous level
- a spring loaded non-return valve [NV] prevents slow or sudden reverse gas flow from forming explosive mixtures in the gas supply
- a filter at the gas inlet protects the arrester against dirt contamination, extending the service life

Operation / Usage

- Super Flashback Arrestors are used to protect gas cylinders and pipeline outlet points (hoses and any equipment) against dangerous reverse gas flow and flashbacks
- WITT Flashback Arrestors may be mounted in any position /orientation
- only one piece of equipment may be connected to a single Flashback Arrester
- the maximum ambient / working temperature is 60 °C / 140 °F

Maintenance

- annual testing of the non-return valve, body leak tightness and flow capacity is recommended
- WITT is happy to supply special test equipment
- Flashback Arrestors are only to be serviced by the manufacturer; the dirt filter may be replaced by competent staff

Approvals

Company certified according to ISO 9001
 Designed for Oxygen Service in accordance with EIGA 13/20 and CGA G-4.4: Oxygen Pipeline and Piping Systems
 Cleaned for Oxygen Service in accordance with EIGA 33/18 and CGA G-4.1: Cleaning of Equipment for Oxygen Service

Model	Gas type Max. working pressure	[bar]	Certification BAM/ZBA/003/04	Connection EN 560 [Zoll]	Order-No.		Weight [g]	Housing- Material	Seal- Material	
					Super 78	Super 90				
Super 78 + Super 90*	Acetylene (A)	1.5	✓	G 3/8 LH	125-010	125-029	650 (S 78) 600 (S 90)	Brass	Elastomere	
	Ethylene (E)	4.0	-							
	LPG (P)**	4.0	✓							
	Hydrogen (H) (S 78)	4.0	✓		G 1/4 RH	125-016				125-030
	Natural gas/ Methane (M)**	5.0	✓							
	Hydrogen (H) (S 90)	5.0	✓							
Town gas (C)*	10.0	✓								
Oxygen (O)	10.0	✓								
Compressed air (D)	10.0	✓								
Super 66	Acetylene (A)	2.0	✓	G 3/8 LH	125-002	1 104	Brass	Elastomere		
	Ethylene (E)	3.0	-							
	LPG (P)**	5.0	✓							
	Natural gas/ Methane (M)**	5.0	✓		G 1/4 RH				125-006	
	Hydrogen (H)	5.0	✓							
	Town gas (C)*	10.0	✓							
Oxygen (O)	10.0	✓								
Compressed air (D)	10.0	✓								

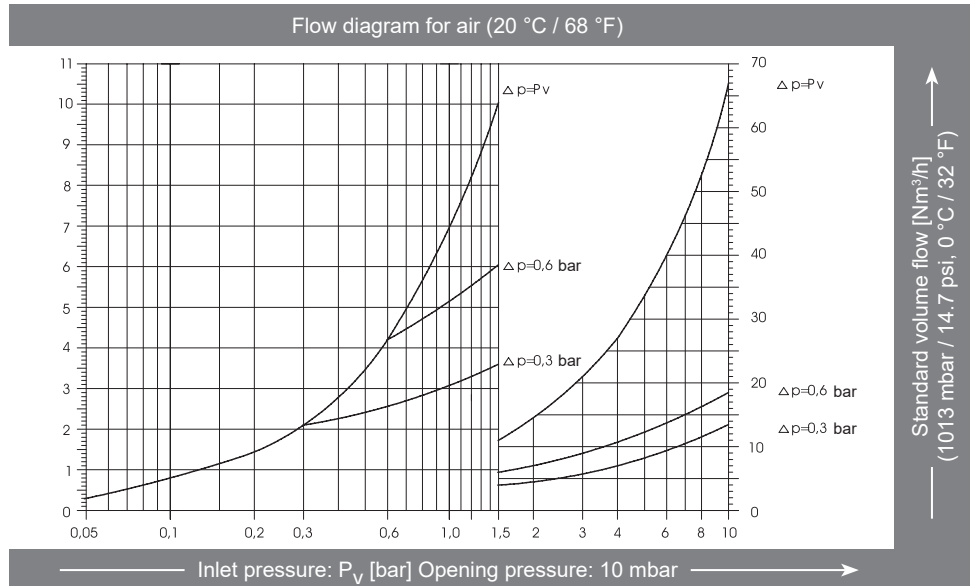
* no Certification BAM
 Other connections available upon request

** LPG „based on test with Propan“
 Natural gas „based on test with Methane“

Super 78 and Super 90

Conversion factors:

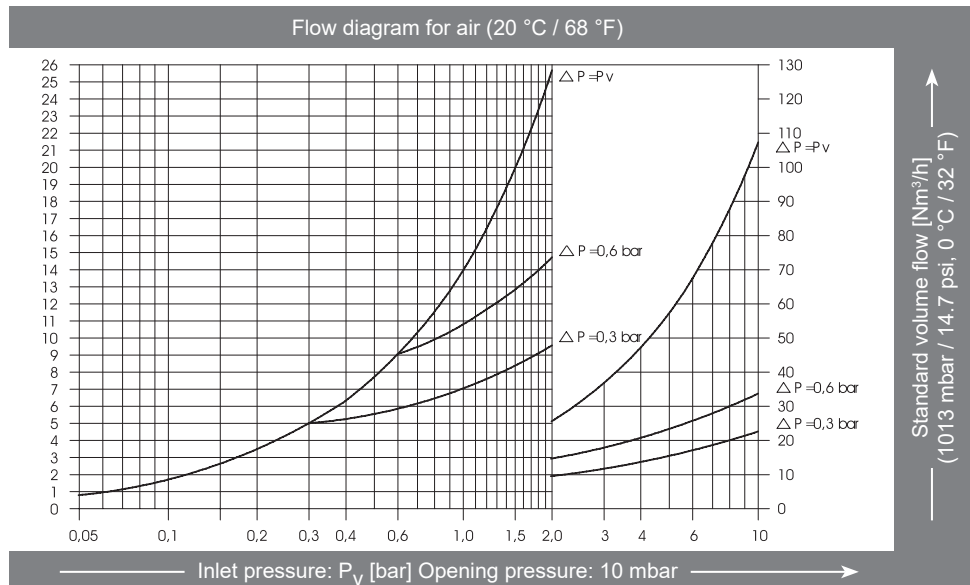
Acetylene	x 1.04
Butane	x 0.68
Ethylene	x 1.02
Natural Gas	x 1.25
Methane	x 1.33
Propane	x 0.80
Oxygen	x 0.95
Town gas	x 1.54
Hydrogen	x 3.75



Super 66

Conversion factors:

Acetylene	x 1.04
Butane	x 0.68
Ethylene	x 1.02
Natural Gas	x 1.25
Methane	x 1.33
Propane	x 0.80
Oxygen	x 0.95
Town gas	x 1.54
Hydrogen	x 3.75



Super 66/78/90

